

# Branch Valve

## Model BRV – Servicing & Double Check – Datasheet – Page 1 of 2

### Description

The Branch Valve has been designed specifically to comply with the new Water Regulations – see below. The assembly consists of a full-bore Servicing Valve and low head-loss Double Check Valve. Flat-faced connectors allow direct connection to the pipe without the need for sealants or additional adapters. Normally Solder Unions – more reliable than compression - are used but connections to any pipe materials system are available.

Flat-faced union connectors with EPDM washers allow the valve to be easily installed to new or existing pipes without the need to spring pipes apart. The unions enable the handle to be aligned and the assembly is demountable.

Oversize, high-flow Cartridges provide **exceptionally** low head-loss characteristics – see model ED132 datasheet. Note – model BRPRV (see page 2) features a Pressure Regulating Valve and model ED440 Double Check Valve.

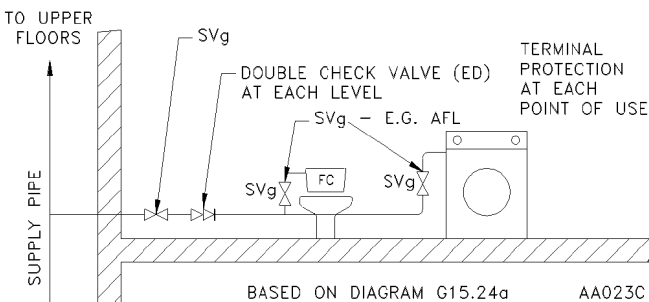
The Branch Valve can be installed horizontally or vertically. As a modular design, additional components can be added at the factory, such as a Strainer (see Filterball data sheet), Pressure Regulating Valve - see PRV536 datasheet, secondary Water Meter or both Pressure Reducing Valve and secondary Water Meter.

### Water Regulations

The new Water Regulations state the need for providing Servicing Valves (also known as Stop Valves) (G11.2) and Double Check Valves (G15.24) on each floor level. It is important that the valves are in the correct sequence of - Servicing, Double Check. The relevant clauses are stated below –

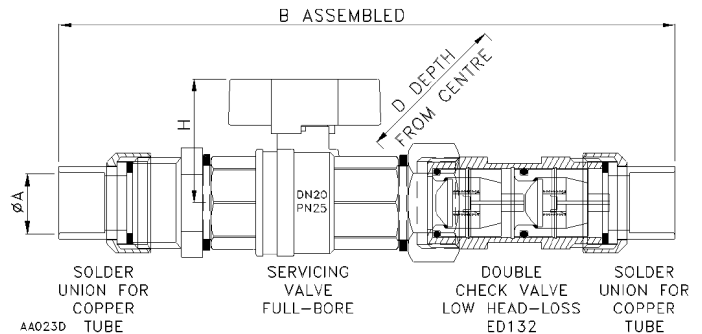

*“The Water Regulations Clause R15.24.1 requires certain additional precautions be taken in the event of low pressure to prevent or limit backflow in supply and distributing pipes. These include the main supply and distributing pipes serving several dwelling units such as in a block of flats where contaminated water might pass from one flat to another. The requirement also applies to industrial premises, schools, offices, hospitals, etc.”*

Clause R15.24.3 continues and recommends secondary protection be installed at every floor level as indicated in Diagram G15.24. Where the backflow risk does not exceed fluid category 3 the acceptable protection devices would consist of Double Check Valve assemblies installed immediately downstream of the stopvalve on each branch supply pipe to that floor.



### Specification

Pressure	10 bar max.
Head-loss	minimal – see graph ED132 sheet
Temperature max.	Continuous - 65°C Intermittent - 90°C
Approval (complete)	KIWA UK A020023



Pipe Size ØA	B	D	H
15	183	18	40
22	220	22	46
28	280	27	52
35	321	32	68
42	370	37	72
54	426	44	90

Note – a tolerance of +/- 2% applies to length B

### Pipe Connectors

These are available from Arrow Valves -  
 Copper – Solder Unions or Press-Fit (Mapress/Yorkshire)  
 – Female to compression fittings may be used.  
 Stainless – Use Press-Fit Unions (Mapress/Yorkshire)  
 Friatherm – Use CPVC Unions  
 Steel – Use Screwed Unions Male BSPP

### Materials

Body CZ132 DZR Brass  
 Circlips, Springs Stainless steel  
 Cartridges POM  
 Elastomers EPDM / NBR

### Codes and Descriptions

Size	Code	Description
15 mm	BRV15C	Branch Valve Compression
15 mm	BRV15SU	Branch Valve Solder Union
22 mm	BRV22SU	Branch Valve Solder Union
28 mm	BRV28SU	Branch Valve Solder Union
35 mm	BRV35SU	Branch Valve Solder Union
42 mm	BRV42SU	Branch Valve Solder Union
54 mm	BRV54SU	Branch Valve Solder Union

### Options

- Filterball Strainer – model BRFB – e.g. BRFB28SU
- Pressure Regulating Valve – see page 2.
- Water Meter – model BRMV
- Pressure Regulating & Meter – model BRPMV
- Compression ends or other
- Other combinations – please contact us

### Arrow Valves Ltd

Tel: 01442 823123 Fax: 01442 823234

www.arrowvalves.co.uk  
 info@arrowvalves.co.uk

Arrow Valves Ltd reserve the right to change specifications, design and materials at any time without notice.

All unit-less dimensions in mm.  
 © Copyright Arrow Valves Ltd 2001-2012

# Branch Valve

## Model BRPRV – Servicing Valves, ED & PRV– Datasheet – Page 2 of 2

### Description

The BRPRV version of the Branch Valve is similar to the standard Branch Valve, with the benefits of a Pressure Regulating Valve (PRV) with gauge and downstream servicing valve.

Flat-faced connectors allow direct connection to the pipe without the need for sealants or additional adapters. Normally Solder Unions – more reliable than compression - are used but connections to any pipe materials system are available.

Flat-faced union connectors with EPDM washers allow the valve to be easily installed to new or existing pipes without the need to spring pipes apart. The unions enable the handle to be aligned and the assembly is demountable. The assembly is not handed - two gauge ports are provided to allow right and left configurations.

The Branch Valve can be installed horizontally or vertically. As a modular design, additional components can be added at the factory, such as a Strainer (see Filterball data sheet) and secondary Water Meter.

### Pipe Connectors

These are available from Arrow Valves -  
 Copper – Solder Unions or Press-Fit (Mapress/Yorkshire)  
           – Female to compression fittings may be used.  
 Stainless – Use Press-Fit Unions (Mapress/Yorkshire)  
 Friatherm – Use CPVC Unions  
 Steel – Use Screwed Unions Male BSPP

### Materials

Body                               CZ132 DZR Brass  
 Circlips, Springs               Stainless steel  
 Cartridges                       POM  
 Elastomers                       EPDM / NBR

### Specification

Pressure Inlet                   10 bar max.  
 Pressure Outlet                0.5–6.0 bar  
 Pressure Factory Set         3 bar  
 Temperature max.             Continuous - 65°C   Intermittent - 90°C

Approval  
 (complete)                    KIWA UK A020023



Model BRPRV28SU –  
 Upstream servicing valve, double check valve, PRV with gauge,  
 downstream servicing valve & solder union connections

### Codes and Descriptions

Size	Code	Description
15 mm	BRPRV15SU	Branch PR Valve Solder Union
22 mm	BRPRV22SU	Branch PR Valve Solder Union
28 mm	BRPRV28SU	Branch PR Valve Solder Union
35 mm	BRPRV35SU	Branch PR Valve Solder Union
42 mm	BRPRV42SU	Branch PR Valve Solder Union
54 mm	BRPRV54SU	Branch PR Valve Solder Union

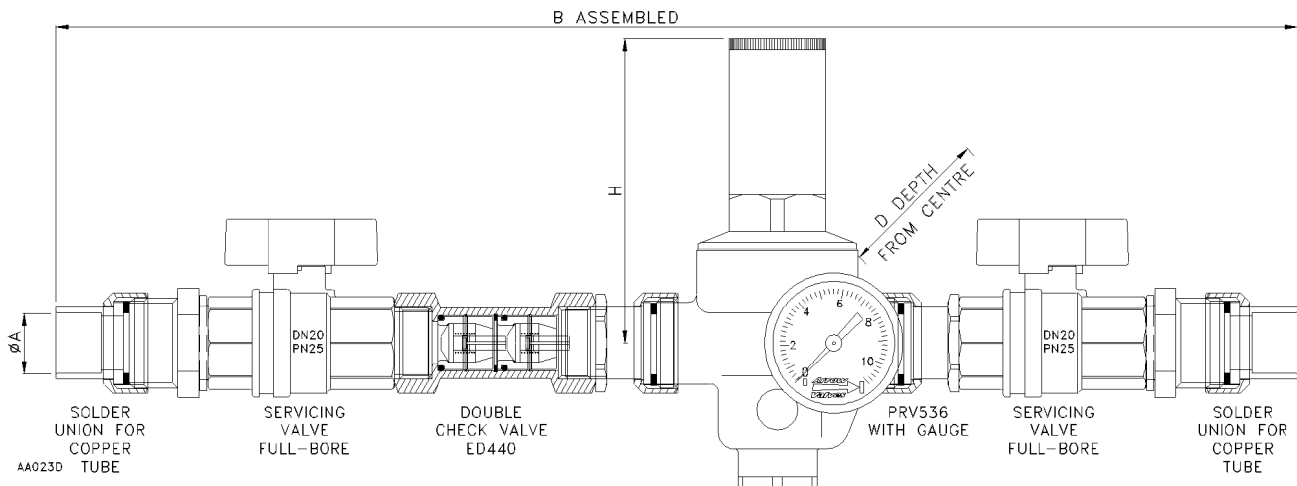
### Options

- Strainer (Filterball) – model BRFB
- Alternative Pressure Regulating Valve – model PRV1300
- Water Meter – model BRMV
- Pressure Regulating & Meter – model BRPMV
- Other combinations – please contact us
- Compression ends or other

### Dimensions

Pipe Size ØA	B	D	H
15	400	33	90
22	462	36	112
28	560	36	112
35	647	43	130
42	690	50	130
54	845	64	204

Note – a tolerance of +/- 2% applies to length B



### Arrow Valves Ltd

Tel: 01442 823123   Fax: 01442 823234

www.arrowvalves.co.uk  
 info@arrowvalves.co.uk

Arrow Valves Ltd reserve the right to change specifications, design and materials at any time without notice.  
 All unit-less dimensions in mm. © Copyright Arrow Valves Ltd 2001-2012

